

API-Cecom Group *n'fo*

Technical & Application Notes

Application: Manual boiler control for testing

Type of Company: Burner system manufacturer

Location: Wisconsin

Problem: The customer is a manufacturer of forced draft packaged burner systems. The system requires control for the burner jack shaft for manual boiler control in testing situations. The installed manual control system requires that they convert a potentiometer slide wire to a 4-20 mA input signal for a Honeywell modulator motor. The modulator motor will adjust the jack shaft which is mechanically linked to the damper box (air flow), fuel control (gas) and oil pump (oil).

Solution: API furnished the customer an API 4003 G I. The 4003 G I accepts the slide wire input and converts it to a 4-20mA signal for the Honeywell modulator motor. The end result is manual boiler control for testing applications.



Api 4003 G I



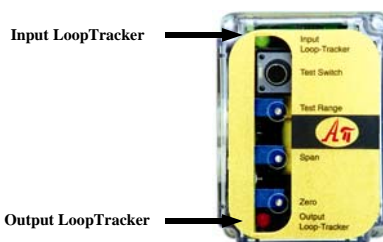
Benefits of API's solution:

Availability of a standard unit to fit the customers application

Lower cost

Lifetime warranty


API Unique Feature




LoopTracker

The API *LoopTracker* LEDs indicate the level of the input and/or output signal by varying its intensity. As the process signal increases, the brightness of the LED increases, and as the signal decreases the LED brightness decreases. Should a problem develop in the loop, such as a faulty device in the loop causing an incomplete path for current, the *LoopTracker* detects this and ceases to illuminate. This function works on both the input and output loop allowing the technician to diagnose the cause of the problem quickly and efficiently therefore minimizing system down time.

To find your local representative:
www.api-usa.com/api_rep_map.php

FREE FACTORY APPLICATION ASSISTANCE
Contact  Customer Service
Where People Answer The Phone
www.api-usa.com
800-942-0315



[API List Pricing Quick Link](#)

TCI-20090619